



TERRACOTTA

TRABECULAR INTERVERTEBRAL FUSION CAGES



ABOUT US

Providing new products to the market by focusing on quality, innovation and simplicity is our primary mission and a passion for Osimplant. Today, Osimplant develops, manufactures, exports, imports, markets, distributes, and sells a diverse portfolio of medical devices, supplies and accessories.

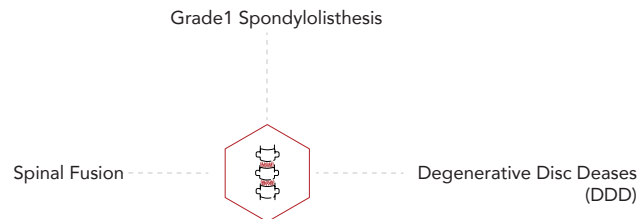
Customer-centric Approach

Creating a positive experience for our audience through all customer journey is our promise to the market. All Osimplant procedures have been designed for continuously improving service and product quality, expanding product diversity.


TERRACOTTA

- ✓ Porous nature of Terracotta Trabecular Intervertebral Fusion Cages mimic cancellous bone.
- ✓ Built layer by layer, using a high-powered laser to melt titanium alloy powder.
- ✓ Direct metal laser sintered Ti-6Al-4V surfaces enhances osteoblast response and osseointegration.
- ✓ Highly porous titanium alloy material designed for bone in-growth and biological fixation and great mechanical performance.
- ✓ Real osseointegration improves long term stability.
- ✓ Suitable elastic modulus avoids stress shielding.


Indications of Use



TLIF & PLIF Cage



TLIF



Diamond Lattice Structure.

Highly porous titanium alloy material designed for bone in-growth and biological fixation.

Terracotta Trabecular Intervertebral Fusion Cages are designed to reduce the overall stiffness of the cage, helping to prevent stress-shielding.

Terracotta Trabecular Intervertebral Fusion Cages provide bone in-growth, biological fixation and great mechanical performance.

Terracotta Trabecular Intervertebral Fusion Cages improves initial stability (faster patient recovery).



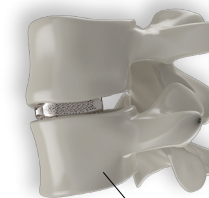
PLIF



TLIF



Designed to minimize subsidence.



PLIF

- ✓ Terracotta Trabecular Intervertebral Fusion Cages are produced with Direct Metal Laser Sintering (DMLS) technique.
- ✓ A novel Laser Rapid Manufacturing/ Additive Manufacturing process provides the ability to generate unique porous and solid structures. This technology offers new opportunities for device manufacturers to innovate for the potential benefit of patients and surgeons.
- ✓ Developing the interbody fusion cages from porous Ti-6Al-4V alloy with additive manufacturing methods reduces the elasticity modulus of titanium cages and makes the elastic properties closer to the natural bone tissue.
- ✓ Roughened titanium alloys demonstrated an increase in osteoblast differentiation and a reduction in osteoclast activity.
- ✓ There is no metal powder wasted.