





STAND ALONE CERVICAL SYSTEM

Nexxt Matrixx[®]

CELLULAR SCAFFOLD



TAILORED TOPOGRAGPHY

317-436-7801
INFO@NEXXTSPINE.COM
14425 BERGEN BLVD, STE B
NOBLESVILLE, IN 46060
70-048E, Rev C

NEXXT
Spine **XXT**



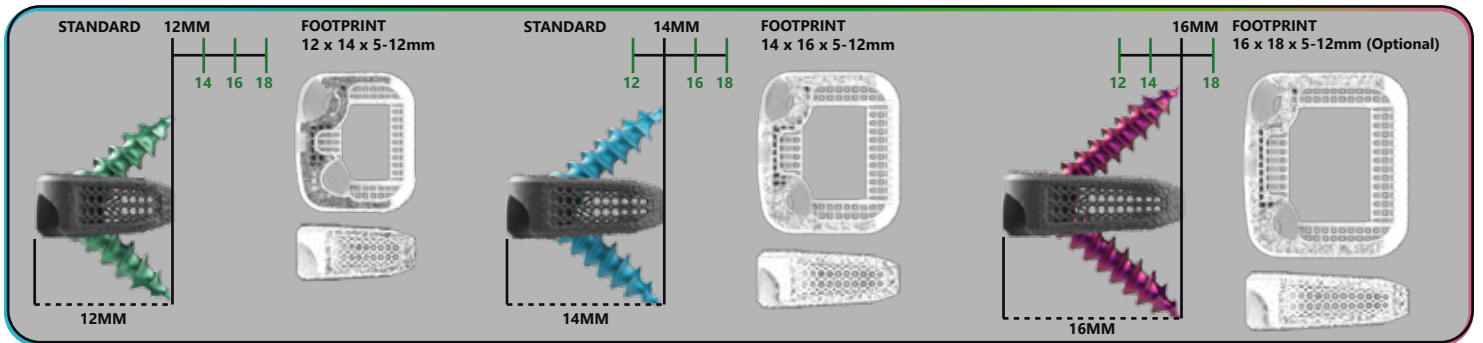
12Dx14W



14Dx16W




16Dx18W




NOTE: Screw lengths are measured from the anterior edge of the footprint to the posterior edge. All footprints have 6° lordosis

SCREW ANGULATION



KEY INSTRUMENTS



DTS GUIDE HEAD

1. INSERT INTERBODY
2. DRILL/AWL
3. INSERT SCREWS
4. REMOVE INSERTER

SCREWS SIZES



STANDARD SCREW
Ø3.5 x 12-18mm



RESCUE SCREW
Ø4.0 x 12-18mm

SELF-LOCKING

ONE-STEP
LOCKING COLLET

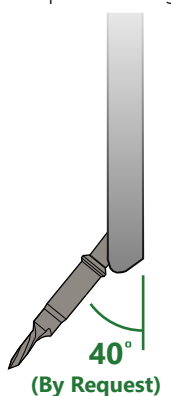
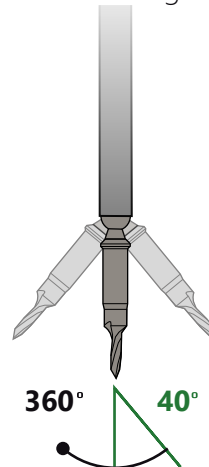


Instrument Options

POLY
variable angle

STRAIGHT
stationary

FIXED
preset angle



(Drill Shown)